

AXS-200/350

part of the SharpTESTER Line
LAN Applications

NETWORK TESTING—OPTICAL



Features/Benefits

- Ideal for network-link characterization
- Clear, LED-based pass/fail assessment
- Error-free, semi-automatic loss testing
- Straightforward step-by-step loss testing wizard
- EXFO's AXS-200 platform advantages: modularity, connectivity and a high-legibility color screen
- Fiber inspection probe (FIP) port to prevent dirty and damaged connector problems
- Visual fiber location (VFL) capabilities for quick and easy troubleshooting
- CWDM test solution ready and high power detector



Ideal for Network-Link Characterization

Combined with the EXFO's future-proof AXS-200 Handheld Modular Platform, the AXS-200/350 Optical Loss Test Set (OLTS) is the ideal tool for network-link characterization. Designed for first-class ease of use, the AXS-200/350 features a pass/fail LED indicator; what's more, it lets you set your own thresholds for loss measurements.

Thanks to its large data storage and its standard reporting software, the AXS-200/350 facilitates data management and enables data transfer via Bluetooth or USB connection. It also offers complete test report, including certification of the link with pass/fail information.

Moreover, the optional fiber inspection probe ensures that you perform a connection with clean connectors/adapters, exempt of any defect while the controlled multimode launching conditions ensures reliable and repeatable loss measurements; no loss variation due to uncontrolled launch conditions.

OLTS Loss Certification			
Cable000 - Fiber000		Auto-switching	
Wavelength	Loss	Saved Data Loss	P/F
1310 nm	0.95 dB	0.95 dB	✓
1550 nm	1.33 dB	1.33 dB	✗
Excess Loss = 0.33 dB			Fail ✗
Wavelength	1550	VFL	OFF
Save		Prev. Fiber	
		Next Fiber	

Quick access to test results.

Easy operation. Clear results. Error-free testing.



Key features and benefits

Easy-to-read pass/fail thresholds with visual LED feedback, error-free semi-automatic loss testing and loss wizard

Reduces operator errors and testing time in typical measurement situations.

AXS-200 SharpTESTER platform main characteristics: modularity, connectivity, weather-proof and high-legibility color screen

Expands with your network and service test requirements, covering copper/DSL/triple-play, Ethernet and other optical application; optimal viewing with the transfective screen; easy data transfer via Bluetooth or USB connection.

Fiber inspection probe support

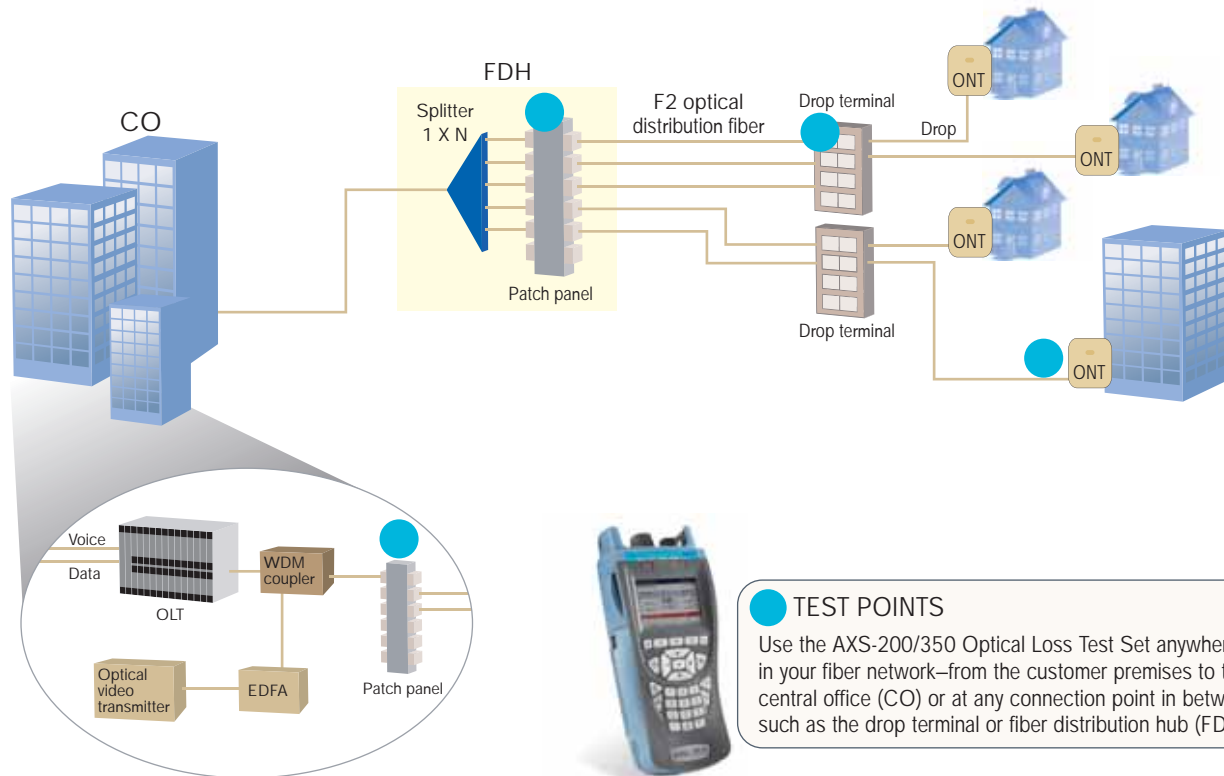
Ensures that connectors/adapters are clean and exempt of any defect.

Visual fault locator capability

Provides quick and easy troubleshooting.

CWDM test solution ready and high power detector

Comes standard with 40 calibrated wavelengths, covering all CWDM wavelengths; supports high power GeX for CATV and FTTx radio frequency overlay applications.



EXFO's AXS-200/350 in the access network.

Error-free test features in a highly versatile module

When using the AXS-200/350 in Auto-Switching mode, the light source automatically toggles between available wavelengths. The power meter recognizes the wavelengths and automatically switches to the proper wavelength. With a press of a button, you can store results for all wavelengths at once, providing easy and error-free testing.

Thanks to its unique design, the AXS-200/350 OLTS reduces risk of error and measurement time in typical measurement situations, as the need for an offset nulling is eliminated.

In addition to network-link characterization features, the highly accurate AXS-200/350 offers over 40 calibrated wavelengths, including all CWDM wavelengths. What's more, it lets you measure power fluctuations with its Hold Min/Max Power function.

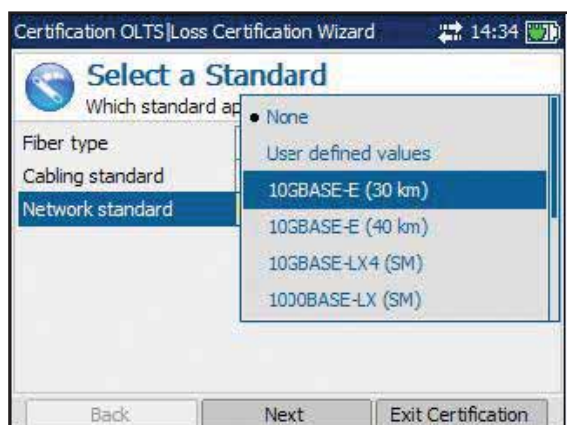
FTTx-ready

EXFO's AXS-200/350 allows for the testing of passive optical networks (PONs) at 1310 nm, 1490 nm and 1550 nm, the three wavelengths recommended by the ITU-T (G.983.3) for PONs.


Certify your network in a snap

At first, just edit and save your standard. Then, it's the matter of a few easy steps to get the test results:

- 1 Select a standard
- 2 Follow the easy step by step loss wizard
- 3 Set reference
- 4 Start the test



Select a standard.

 **Ready To Measure**
You are now ready to perform measurements.

Number of connectors:	2
Number of splices:	0
Cable length:	100 m
Certification standard:	EIA-568-B-3
Filename:	Cable001.olts2

Connect your first fiber to the power meter port.
Press « Start » (⏪) button to begin.

Step-by-step loss wizard.

Retest fibers as needed

If the loss measured is above the budget, the fiber can easily be retested.

View all results at a glance

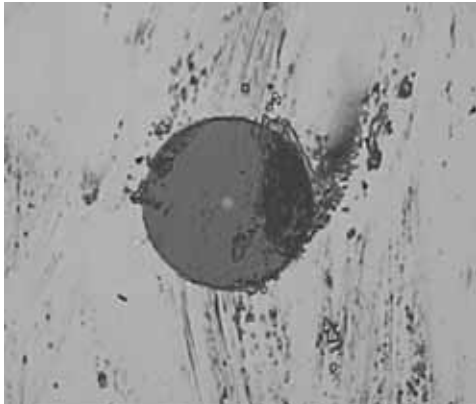
Once the cable is completely tested, the AXS-200/350 displays a table of all values measured along with pass/fail status, based on user-inputted fiber length.



Connector inspection and cleaning

It's a fact! Most fiber network problems are caused by dirty, damaged or improperly installed connectors, which can lead to erroneous test results or poor transmission. Using a FIP to ensure connectors/adapters are clean and exempt of any defect is where accurate testing starts.

Avoid failing certification testing thanks to the FIP port on the AXS-200/350. Just plug EXFO's efficiently designed, unmatched FIP-400 Fiber Inspection Probe and you are all set! You will get the best ever optical resolution.



Dirty connector.



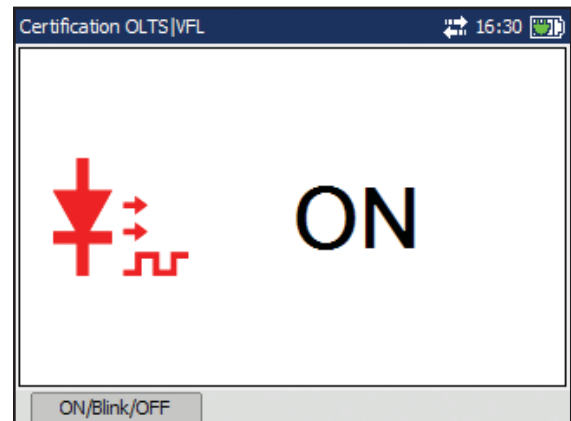
Clean connector.



AXS-200/350 with FIP-400.

Facilitating troubleshooting

Troubleshoot link problems such as bad splices, macrobendings and fiber breaks using EXFO's visual fault locator. The VFL's bright red light helps you visually locate many near-end fiber faults and tests polarity. With this valuable and cost-efficient option, you will benefit from another opportunity to expand your business.



Visual fault locator.

Comprehensive certification reports using Optical Report Viewer

Save, upload, manage and print comprehensive certification reports with EXFO's Optical Report Viewer. Among its numerous features, this software's pass/fail thresholds, which are active during download, are automatically activated and displayed in the Report Viewer. It also enables you to produce professional-looking reports with detailed documentation.

Optical Report Viewer (1 of 1 Tests Active)

Cable ID: CAB3
Location A: Cable Mfr: Custom cable 1:
Location B: Cable Type: Custom cable 2:
System Information
Unit A: EPM/EOT-500, Serial Number: 336630
Unit B: ELS-500, Serial Number: 344242
Length: 300m, Status: P, 10GBASE-E

Fiber ID	Wavelength (nm)	Power (dBm)	Reflection (dB)	Threshold (dB)	Pass/Fail
WFL	1310	-3.22	-4.81	-5.00	Pass
	1550	-2.81	-6.40	-6.00	Pass
	1625	-2.84	-1.52	-2.00	Pass

Unit A: EPM/EOT-500 No. 336630
Trouble Free

Optical Report Viewer: main window.

AXS-200/350 SPECIFICATIONS ^a PRELIMINARY

Power Meter ^b	AXS-200/352	AXS-200/352X
Detector	Ge	GeX
Power range (dBm) ^c	10 to -70	26 to -55
Wavelength range (nm)	800 to 1650	800 to 1650
Calibrated wavelengths (nm)	800, 820, 830, 840, 850, 860, 870, 880, 910, 980, 1270, 1280, 1290, 1300, 1310, 1320, 1330, 1340, 1350, 1370, 1390, 1410, 1430, 1450, 1460, 1470, 1480, 1490, 1500, 1510, 1520, 1530, 1540, 1550, 1560, 1570, 1580, 1590, 1600, 1610, 1620, 1630, 1640, 1650	Same calibrated wavelengths as the AXS-352 plus 1060
Power uncertainty ^d	±5 % ± 0.1 nW	±5 % ± 3 nW
Resolution (dB)	±0.01 (10 dBm to -60 dBm)	±0.01 (26 dBm to -45 dBm)
Automatic offset nulling ^e	Yes	Yes
Display units	dB, dBm, W	dB, dBm, W
Tone detection	270 Hz, 1 kHz and 2 kHz	270 Hz, 1 kHz and 2 kHz
Auto-switching ^f	Yes	Yes
Warm-up period (min) ^e	0	0
Data storage (fibers)	More than 10000	More than 10000
Battery life (hours) (typical in Auto mode)	7.5	7.5
Recommended calibration interval (years) ^g	3	3

Source Model	12D	23BL	234BL	235BL
Nominal wavelength (nm)	850 1300	1310 1550	1310 1550 1625	1310 1490 1550
Spectral width ^h (nm)	50/135	≤ 5	≤ 5	≤ 5
Output power (dBm)	≥ -20/≥ -20 (62.5/125 μm)	≥ 1/≥ 1	≥ 1/≥ -3/≥ -5	≥ 1/≥ -4.5/≥ -3
Auto-switching	Yes	Yes	Yes	Yes
Tone generation	270 Hz, 1 kHz, 2 kHz	270 Hz, 1 kHz, 2 kHz	270 Hz, 1 kHz, 2 kHz	270 Hz, 1 kHz, 2 kHz
Battery life (hours) (typical in Auto mode)	7.5	7.5	7.5	7.5
Automatic wavelength recognition	Yes	Yes	Yes	Yes

GENERAL SPECIFICATIONS

Module size (H x W x D)	284 mm x 125 mm x 78 mm	(11 ³ / ₁₆ in x 4 ¹⁵ / ₁₆ in x 3 ¹ / ₁₆ in)
Module weight (with battery)	0.98 kg	(2.16 lb)
Temperature		
operating	0 °C to 50 °C	(32 °F to 122 °F)
storage	-20 °C to 70 °C	(-4 °F to 158 °F)
Humidity	5 % to 95 % relative, non-condensing	
Power supply input	110-240 V to AC at 1.8A, 50 Hz to 60 Hz	
Power supply output	18 V to 24 V DC at 3.33 A to 2.50 A, 60 W	
Battery	Internal rechargeable Li-Ion battery, with battery state indication	
Self-test	Routine on power-up	
Results storage	128 Mbyte	
Languages	English, French, German, Spanish, Chinese (Simplified)	
Warranty (years)	3	

VFL ⁱ

Emitter type	Laser
Wavelength (nm)	650
Output power (dBm)	3

SAFETY

21 CFR 1040.10 and IEC 60825-1:1993+A1:1997+A2:2001:
CLASS 1M LASER PRODUCT
CLASS 3R LASER PRODUCT FOR VFL



Notes

- Preliminary specifications, at 23 °C ± 1 °C and with an FC connector.
- At 1550 nm, unless otherwise specified.
- In CW mode; sensitivity defined as 6 x rms noise level.
- For calibrated wavelengths. Valid up to 5 dBm for AXS-200/352 and up to 15 dBm for AXS-200/352X.
- For a variation of ±0.05 dB, from 18 °C to 28 °C, for power > -35 dBm for AXS-200/352 and > -25 dBm for AXS-200/352X.
- At 850 nm, 1300 nm, 1310 nm, 1490 nm, 1550 nm and 1625 nm; for power > -50 dBm for AXS-200/352 and > -40 dBm (typical) for AXS-200/352X.
- For power meter only.
- rms for FP lasers; and -3 dB width for LEDs (typical values for LEDs).
- Typical values in 62.5/125 μm fiber.

ORDERING INFORMATION

AXS-35X-XX-XX-XX-XX

Model ■

AXS-200/352-12D = Ge detector, 850/1300 nm LED source (62.6/125 μm)
AXS-200/352-23BL = Ge detector, 1310/1550 nm laser source (9/125 μm)
AXS-200/352X-23BL = GeX detector, 1310/1550 nm laser source (9/125 μm)
AXS-200/352-234BL = Ge detector, 1310/1550/1625 nm laser source (9/125 μm)
AXS-200/352X-234BL = GeX detector, 1310/1550/1625 nm laser source (9/125 μm)
AXS-200/352-235BL = Ge detector, 1310/1490/1550 nm laser source (9/125 μm)
AXS-200/352X-235BL = GeX detector, 1310/1490/1550 nm laser source (9/125 μm)
AXS-200/352-12D-23BL = Ge detector, 850/1300nm LED source (62.5/125 μm)
and 1310/1550 nm laser source (9/125 μm)

Connector ■

EA-EUI-28 = APC/DIN 47256 ^a
EA-EUI-76 = APC/HMS-10/AG ^a
EA-EUI-89 = APC/FC narrow key ^a
EA-EUI-90 = APC/ST ^a
EA-EUI-91 = APC/SC ^a
EA-EUI-95 = APC/E-2000 ^a
EI-EUI-28 = UPC/DIN 47256
EI-EUI-76 = UPC/HMS-10/AG
EI-EUI-89 = UPC/FC narrow key
EI-EUI-90 = UPC/ST
EI-EUI-91 = UPC/SC
EI-EUI-95 = UPC/E-2000

■ Connector Adapter

FOA-12 = Biconic
FOA-14 = D4, D4/PC
FOA-16 = SMA/905, SMA/906
FOA-22 = FC (PC/SPC/UPC/APC), NEC-D3
FOA-28 = DIN 47256 (LSA); DIN 47256 (PC/APC)
FOA-32 = ST (PC/SPC/UPC)
FOA-40 = Diamond HMS-OHFS-3 (3.5 mm)
FOA-54 = SC (PC/SPC/UPC/APC)
FOA-76 = FSMA HMS-10/AG, HFS-10/AG
FOA-78 = Radiall EC
FOA-84 = Diamond HMS-10, HFS-13
FOA-96B = E-2000
FOA-98 = LC
FOA-99 = MU

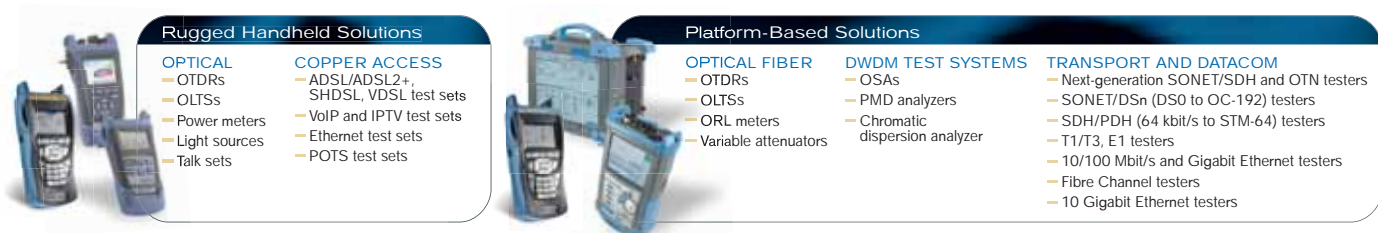
■ Options

00 = Without VFL
VFL = With VFL

Example: AXS-352-23BL-EI-EUI-89-VFL-FOA-22

NOTE

a. Not available with multimode.



Rugged Handheld Solutions

- OPTICAL**
 - OTDRs
 - OLTSs
 - Power meters
 - Light sources
 - Talk sets
- COPPER ACCESS**
 - ADSL/ADSL+, SHDSL, VDSL test sets
 - VoIP and IPTV test sets
 - Ethernet test sets
 - POTS test sets

Platform-Based Solutions

- OPTICAL FIBER**
 - OTDRs
 - OLTSs
 - ORL meters
 - Variable attenuators
- DWDM TEST SYSTEMS**
 - OSAs
 - PMD analyzers
 - Chromatic dispersion analyzer
- TRANSPORT AND DATAKOM**
 - Next-generation SONET/SDH and OTN testers
 - SONET/DSn (DS0 to OC-192) testers
 - SDH/PDH (64 kbit/s to STM-64) testers
 - T1/T3, E1 testers
 - 10/100 Mbit/s and Gigabit Ethernet testers
 - Fibre Channel testers
 - 10 Gigabit Ethernet testers

EXFO Corporate Headquarters > 400 Godin Avenue, Quebec City (Quebec) G1M 2K2 CANADA | Tel.: 1 418 683-0211 | Fax: 1 418 683-2170 | info@EXFO.com

Toll-free: 1 800 663-3936 (USA and Canada) | www.EXFO.com

EXFO America	3701 Plano Parkway, Suite 160 Plano, TX 75075 USA	Tel.: 1 800 663-3936	Fax: 1 972 836-0164
EXFO Europe	Omega Enterprise Park, Electron Way Chandlers Ford, Hampshire S053 4SE ENGLAND	Tel.: +44 2380 246810	Fax: +44 2380 246801
EXFO Asia	151 Chin Swee Road, #03-29 Manhattan House SINGAPORE 169876	Tel.: +65 6333 8241	Fax: +65 6333 8242
EXFO China	No. 88 Fuhua, First Road, Central Tower, Room 801 Futian District Beijing New Century Hotel Office Tower, Room 1754-1755 No. 6 Southern Capital Gym Road	Shenzhen 518048 P. R. CHINA Beijing 100044 P. R. CHINA	Tel.: +86 (755) 8203 2300 Tel.: +86 (10) 6849 2738 Fax: +86 (755) 8203 2306 Fax: +86 (10) 6849 2662

EXFO is certified ISO 9001 and attests to the quality of these products. This device complies with Part 15 of the FCC Rules. Operation is subject to the following two conditions: (1) this device may not cause harmful interference, and (2) this device must accept any interference received, including interference that may cause undesired operation. EXFO has made every effort to ensure that the information contained in this specification sheet is accurate. However, we accept no responsibility for any errors or omissions, and we reserve the right to modify design, characteristics and products at any time without obligation. Units of measurement in this document conform to SI standards and practices. In addition, all of EXFO's manufactured products are compliant with the European Union's WEEE directive. For more information, please visit www.EXFO.com/recycle. Contact EXFO for prices and availability or to obtain the phone number of your local EXFO distributor.

For the most recent version of this spec sheet, please go to the EXFO website at <http://www.EXFO.com/specs>
In case of discrepancy, the Web version takes precedence over any printed literature.